

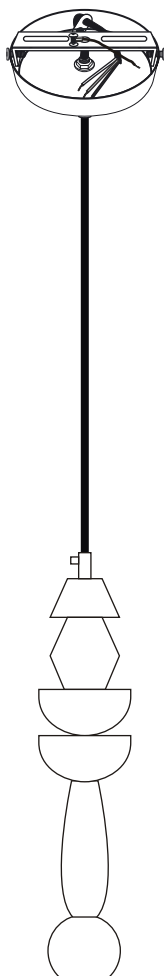
# TAGA LARGE WOODEN PENDANT LAMP

# TOV

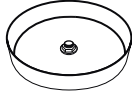





# TAGA LARGE

---

## ASSEMBLY INSTRUCTIONS



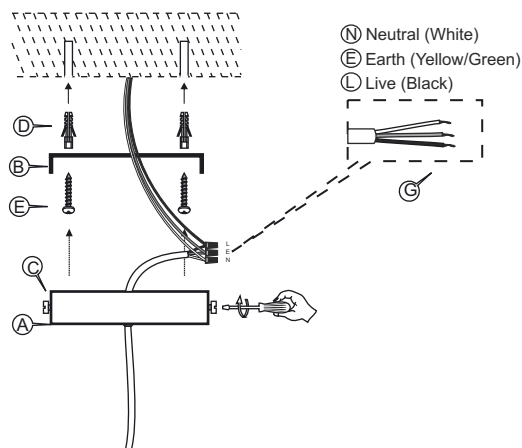
# PARTS LIST & HARDWARE LIST

LABEL	DESCRIPTIONS	PICTURE	QTY
A	CANOPY		1X
B	MOUNTING PLATE		1X
C	SIDE SCREW		2X
D	PLASTIC CEILING MOUNTS		2X
E	SCREW		2X
F	SHADE		1X

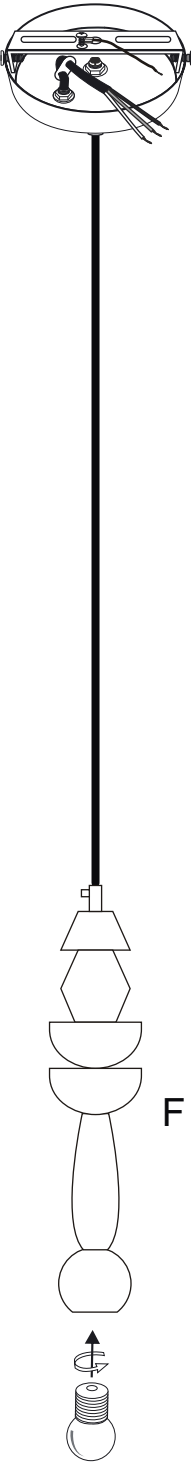
## PREPARATION

Before beginning assembly of product, make sure all parts are present. Compare parts with package contents list and hardware contents list. If any part is missing or damaged, do not attempt to assemble the product. Estimated Assembly Time: 10 minutes.

### Step 1



**Step 2**



# CARE & MAINTENANCE

---

1. Do not use acids or alkaline cleaning agents.
2. Sharp objects will damage and scratch the surface.
3. Wipe the surface with a soft, damp cloth.
4. Please make sure that you have all parts indicated before you begin assembly of this item
5. This item should be assembled on a soft surface to prevent scratching the finish during assembly
6. This item may require periodic tightening



*Save all packaging until assembly is completed*

*Need a part? Call TOV at 516-888-3355 or email [service@tovfurniture.com](mailto:service@tovfurniture.com)*