


# HAZZA BLACK PLEATED TABLE LAMP

T O V

**HAZZA**

---

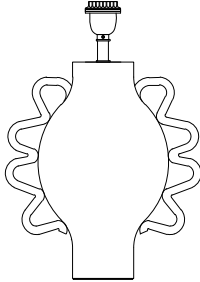
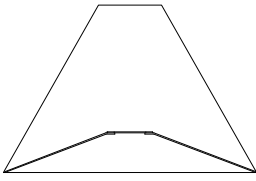

## ASSEMBLY INSTRUCTIONS



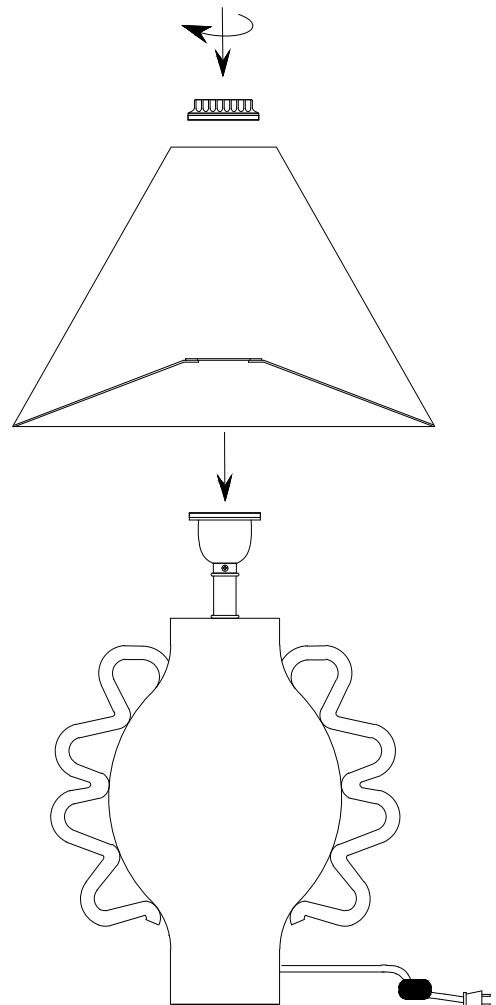
### **SAFETY PRECAUTION:**

Wipe clean with a soft, dry cloth or static duster.  
Always avoid the use of harsh chemicals or abrasive cleaners  
as they may cause damage to the fixture's finish

# PARTS LIST & HARDWARE LIST

LABEL	DESCRIPTIONS	PICTURE	QTY
<b>A</b>	<b>LAMP BASE</b>		<b>1X</b>
<b>B</b>	<b>LAMP SHADE</b>		<b>1X</b>
<b>C</b>	<b>SHADE RING</b>		<b>1X</b>

## ASSEMBLY



## CARE & MAINTENANCE

Do not use polishes or cleaners on your lamp.  
USE DRY CLOTH TO CLEAN.

Thank you for purchasing the Hazza Black Pleated Table Lamp  
This page lists all contents included in the box.  
Please take time to identify all the parts of this product .  
As you unpack and prepare for assembly, place  
the contents on a carpeted or padded area to protect them  
from damage.

**Need a part? Call TOV at 516-888-3355 or email [service@tovfurniture.com](mailto:service@tovfurniture.com)**