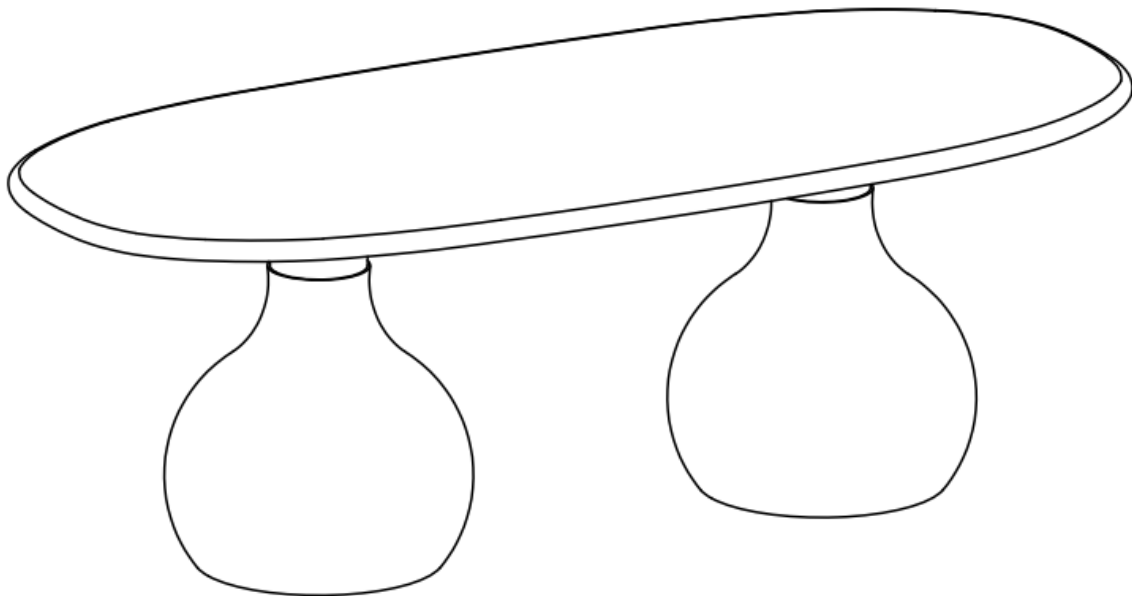


Smooch Dining Table

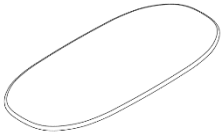



# SMOOCH

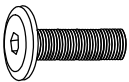
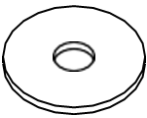

ASSEMBLY INSTRUCTIONS



## PARTS LIST

LABEL	PICTURE	DESCRIPTION	QTY
A		TOP	1
B		BASE	2

## HARDWARE LIST

LABEL	PICTURE	DESCRIPTION	QTY
C		BOLT M8x50	8
D		WASHER Ø22x2	8
E		ALLEN KEY	1

### BEFORE BEGINNING ASSEMBLY:



*Read instructions cover to cover*



*Have two adults on hand for assembly*



*Do NOT assemble on flooring or carpet. Assemble on a clean non-marring surface (ex: packing foam)*



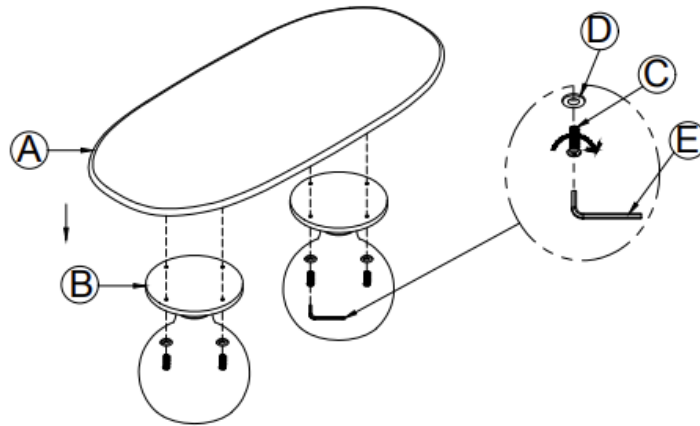
*Save all packaging until assembly is completed*

---

# ASSEMBLY STEPS

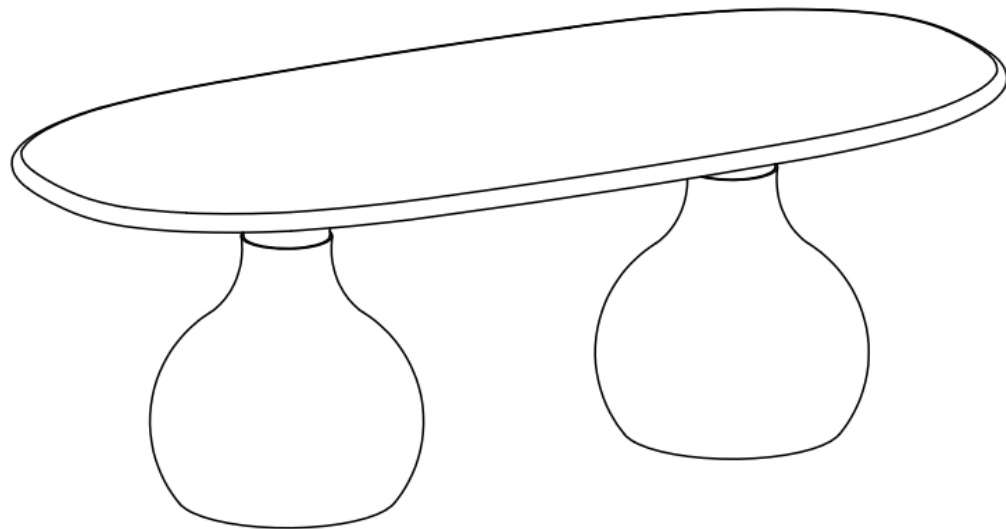
---

STEP #1




---

STEP #2



# CARE & MAINTENANCE



Do not put hot items directly on furniture surface.



Do not clean furniture with harsh cleansers or polish



Dust and wipe up spills using a clean, non-colored, lint-free cloth.



Stains may be removed with a mild soap solution and a damp cloth.



Do not place furniture under direct sunlight.



Do not place furniture near heating or cooling vents.



Do not write on furniture without a padded barrier to protect the surface.



Safe for outdoor, recommend under roof.

"Need a part? Call TOV at 516-888-3355 or  
[email.service@tovfurniture.com](mailto:email.service@tovfurniture.com)"