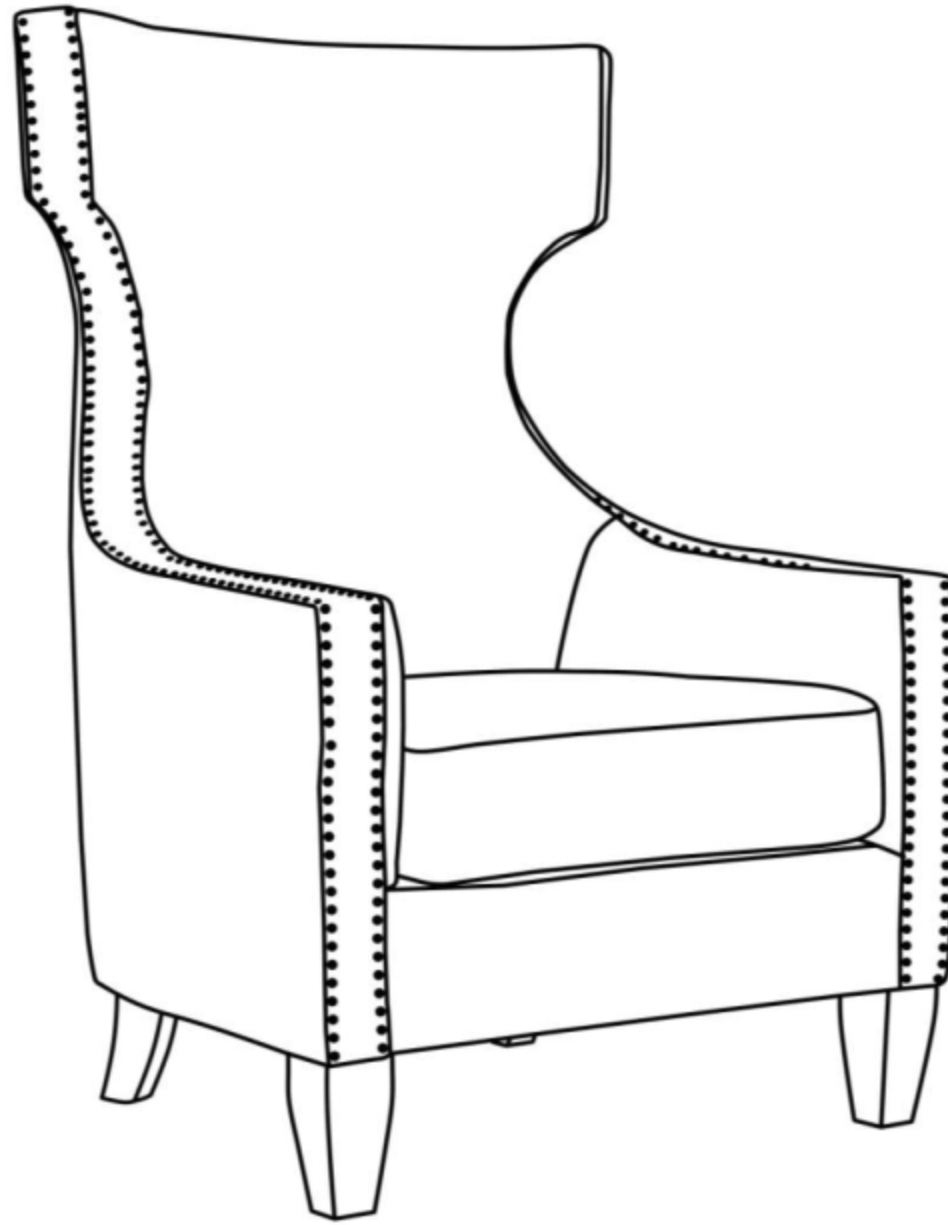


TOV



**Gramercy
Wing Chair**

DON'T BE BORING.

Hardware and Components



.....

A X 2pcs



.....

B X 2pcs



.....

C X 3pcs

Step 1

Open box of hardware and legs.

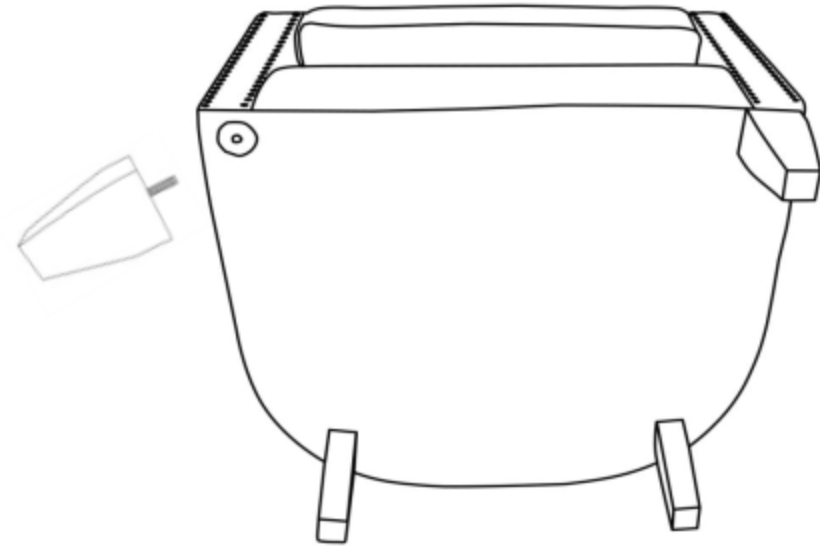
This hardware box will be a smaller box inside of the main box. Look for the red streamer.



Step 2

A. Tip chair over, attach legs (parts A,B) to chair base, tighten them clockwise.


B. Repeat 4x for all 4 legs.



Step 3

A. Tip chair back over. Using part C for leveling if the chair is wobbly.

B. Complete!



Stuck?

Contact our team @ 516-888-3355
Scan for product care!



TOV



Follow us!

Show your new purchase some love by tagging it on our Instagram!

-  @tovfurniture
-  516-888-3355
-  hello@tovfurniture.com
-  www.tovfurniture.com

If the future is female—your furniture should be, too. No mahogany in sight. Sexy settees shaped like lips. Price points for any budget. At TOV, we do things differently.