


Helsinki Stainless steel barstool

TOV-K3639 /TOV-K3640/TOV-K3641

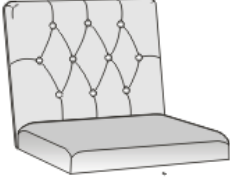
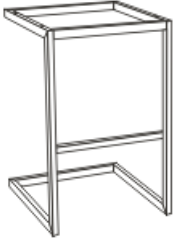
TOV-K3642TOV-K3643 / TOV-K3644

Helsinki



ASSEMBLY INSTRUCTIONS



Parts List

Label	Picture	Description	QTY
A		Seat Pad	1
B		Frame	1

Hardware

Label	Picture	Description	QTY
C		Screw 6x50 MM	4
D		Spanner (M4)	1

BEFORE BEGINNING ASSEMBLY:



Read instructions cover to cover



Have two adults on hand for assembly



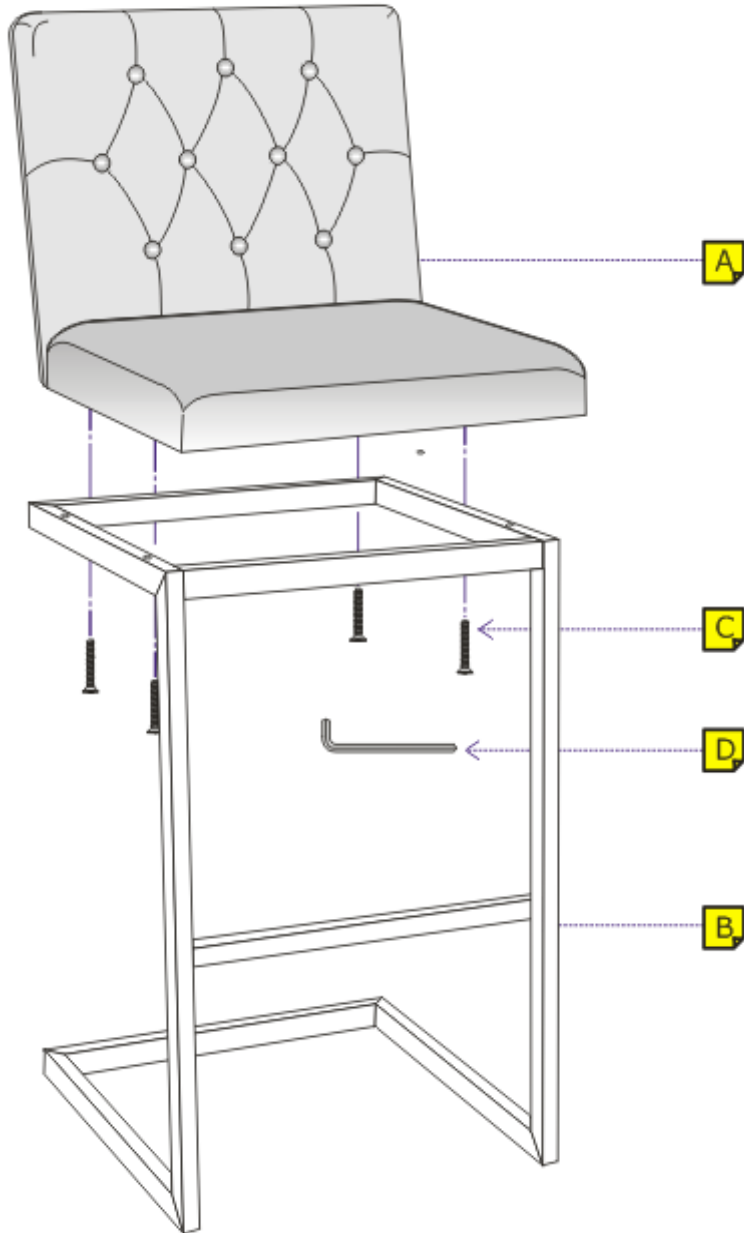
Do NOT assemble on flooring or carpet. Assemble on a clean non-marring surface (ex: packing foam)



Save all packaging until assembly is completed

Assembly Steps

Step 1



As the picture shows. Tighten the screws.

CARE & MAINTENANCE



Do not put hot items directly on furniture surface.



Do not clean furniture with harsh cleansers or polish.



Dust and pick up spills using a clean, non-colored, lint-free cloth.



Stains may be removed with mild soap solution and a damp cloth.



Do not place furniture under direct sunlight.



Do not place furniture near heating or cooling vents.



Do not write on furniture without a padded barrier to protect the surface.



Do not place furniture outside, for indoor use only.