


HAZZA CREAM PLEATED TABLE LAMP

T O V

HAZZA

ASSEMBLY INSTRUCTIONS

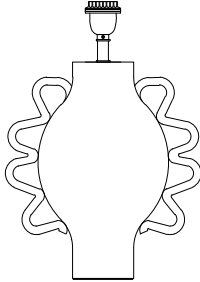
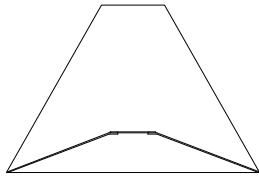



SAFETY PRECAUTION:

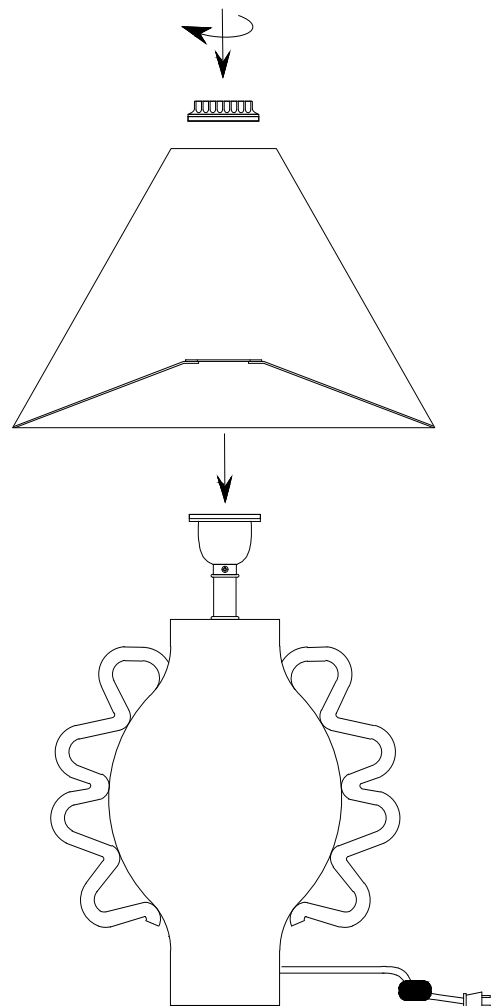
Wipe clean with a soft, dry cloth or static duster.

Always avoid the use of harsh chemicals or abrasive cleaners as they may cause damage to the fixture's finish

PARTS LIST & HARDWARE LIST

LABEL	DESCRIPTIONS	PICTURE	QTY
A	LAMP BASE		1X
B	LAMP SHADE		1X
C	SHADE RING		1X

ASSEMBLY



CARE & MAINTENANCE

Do not use polishes or cleaners on your lamp.
USE DRY CLOTH TO CLEAN.

Thank you for purchasing the Hazza Cream Pleated Table Lamp
This page lists all contents included in the box.
Please take time to identify all the parts of this product .
As you unpack and prepare for assembly, place
the contents on a carpeted or padded area to protect them
from damage.

Need a part? Call TOV at 516-888-3355 or email service@tovfurniture.com