


TOV



Follow us!

Show your new purchase some love by tagging it on our Instagram!

 @tovfurniture

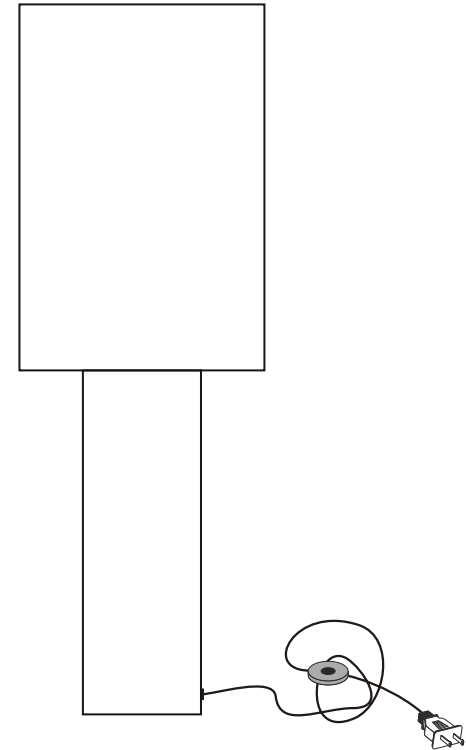
 516-888-3355

 hello@tovfurniture.com

 www.tovfurniture.com

If the future is female—your furniture should be, too. No mahogany in sight. Sexy settees shaped like lips. Price points for any budget. At TOV, we do things differently.

TOV



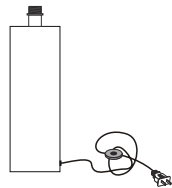
GRAVA BOUCLE FLOOR LAMP

DON'T BE BORING.

Hardware and Components



----- A x 1 pc



----- B x 1 pc




----- C x 1 pc

Step 1

Open box of hardware and legs.

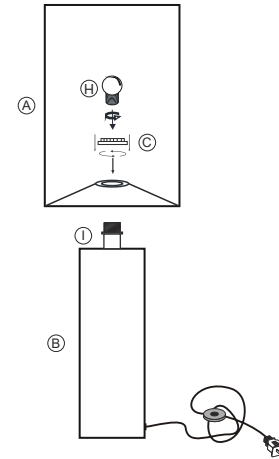
This hardware box will be a smaller box inside of the main box. Look for the red streamer.



Step 2

(1) Place the shade (A) over the bulb holder (I) and fix the plastic ring (C) on the bulb holder by rotating clockwise to tighten.

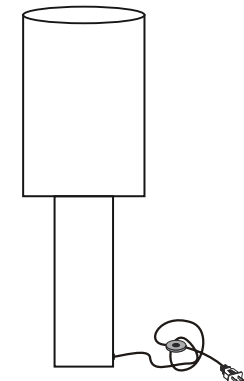
(2) Secure the light bulbs (H) E26 into the bulb holder (I).



Step 3

3 The lamp is ready to use

Note : Bulb is not included with this item.



Stuck?

Contact our team @ 516-888-3355

Scan for product care!

