


TOV




**Memphis
Coffee
Table**

DON'T BE BORING.

Hardware and Components



----- **A** x1pcs



----- **B** x4pcs



----- **C** x16pcs



----- **D** x16pcs



----- **E** x1pcs (Allen Key-4mm)

STEP 1

Open box of hardware and legs.
This hardware box will be a smaller
box inside of the main box. Look for
the red printing.



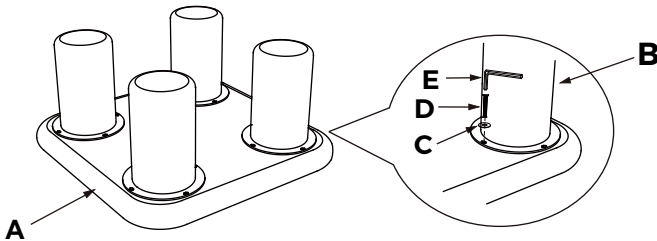
STEP 2

A. Tip table (A) over.

B. Align leg (B) on top of the table top. Carefully align the holes in the table leg to the table top.

C. Using hardware (B,C,D,E), secure the leg to the table top as shown below.


D. Repeat 4x, for all 4 legs.



STEP 3

A. Tip table back over

B. Complete !



Stuck?

Contact our team @ 516-888-3355

Scan for product care!




TOV



Follow us!

Show your new purchase some love by tagging it on our Instagram!

 @tovfurniture

 516-888-3355

 hello@tovfurniture.com

 www.tovfurniture.com

If the future is female— your furniture should be, too. No mahogany in sight. Sexy settees shaped like lips. Price points for any budget. At TOV, we do things differently.