


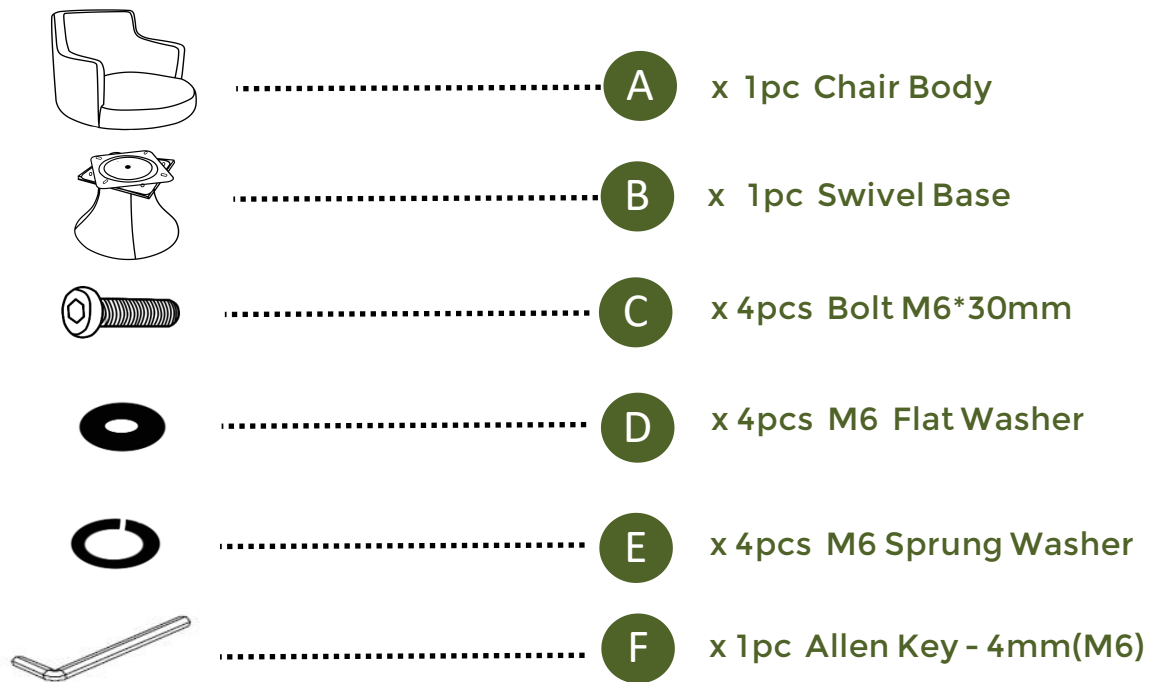
T O V



**Jeffree Swivel
Dining Chair**

DON'T BE BORING.

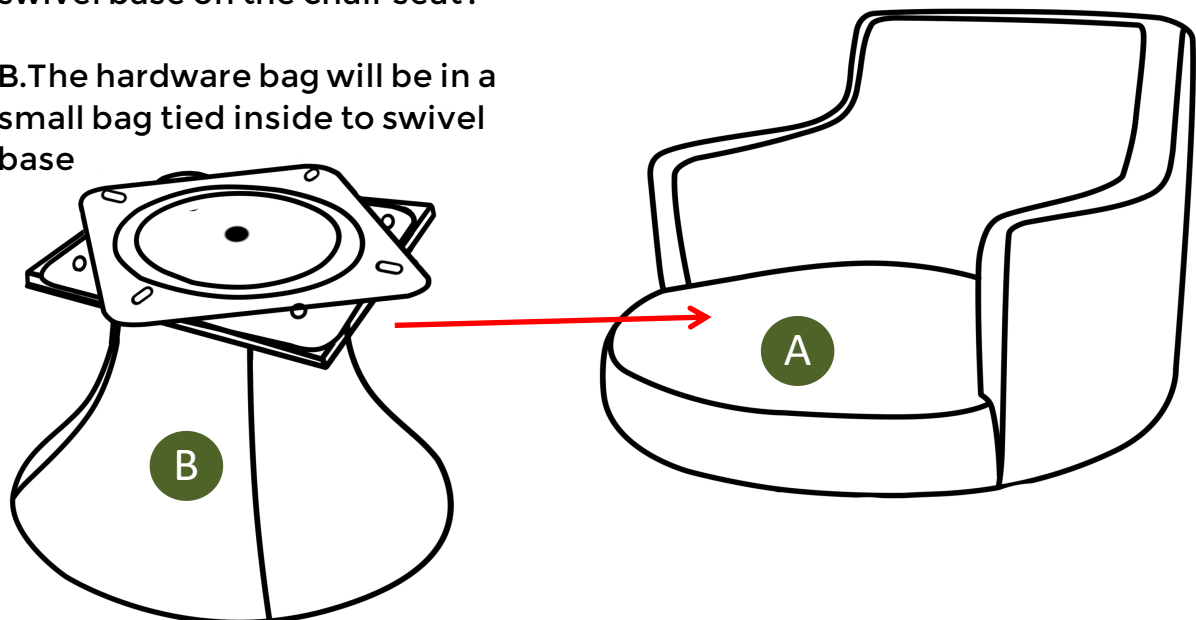
Hardware and Components



Step 1

A. Open the carton and take out the chair. You can find the swivel base on the chair seat.

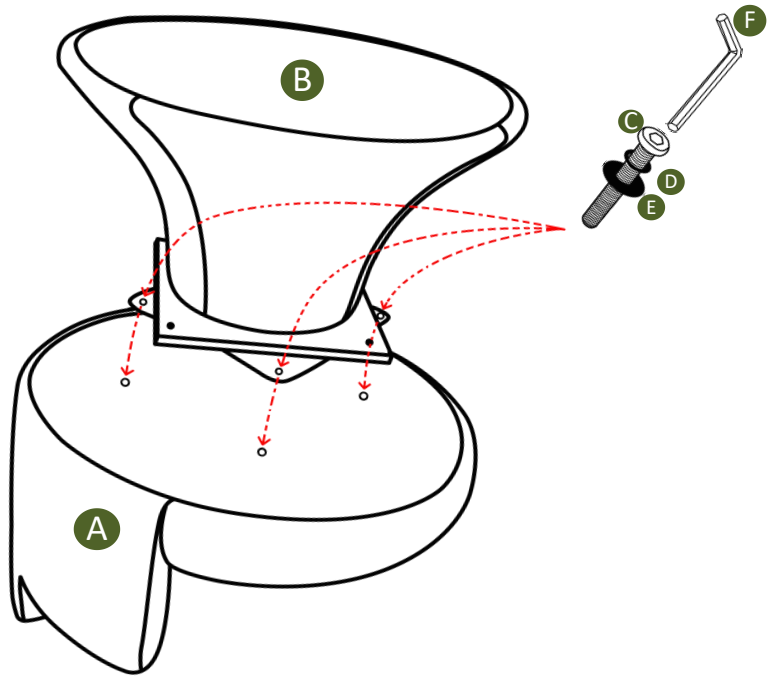
B. The hardware bag will be in a small bag tied inside to swivel base



Step 2

A. Put chair body (part A) up-side down as shown. Attach swivel base (part B) to chair bottom using parts (C, D and E)


B. Lightly tighten with Allen key tool (part F)



Step 3

A. Tip chair back to the upright position.

B. Complete!



Stuck?

Contact our team @ 516-888-3355

Scan for product care!




TOV



Follow us!

Show your new purchase some love by tagging it on our Instagram!

 @tovfurniture

 516-888-3355

 hello@tovfurniture.com

 www.tovfurniture.com

If the future is female—your furniture should be, too. No mahogany in sight. Sexy settees shaped like lips. Price points for any budget. At TOV, we do things differently.