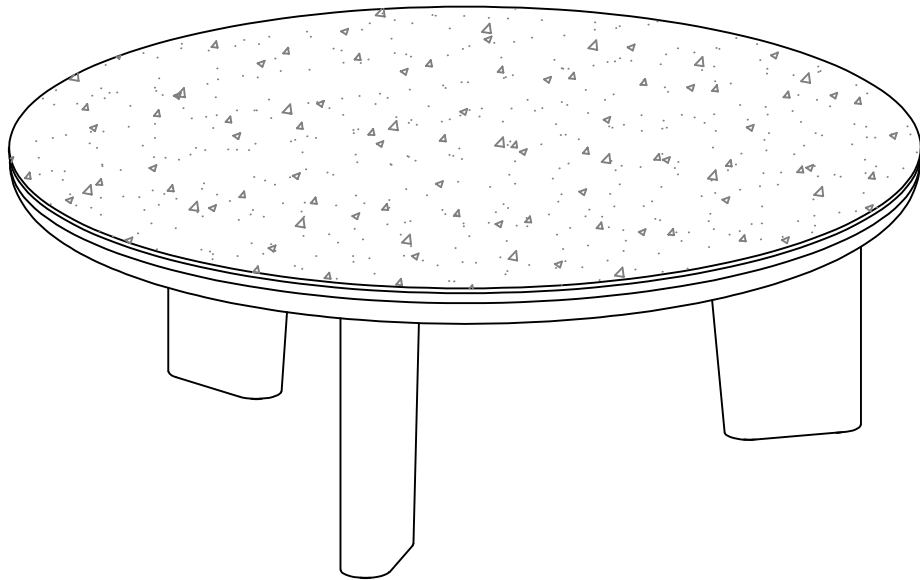


T O V



**Oani Walnut and Glass
ROUND Coffee Table**

DON'T BE BORING.

Hardware and Components



..... **A** x 1pc



..... **B** x 3pcs



..... **C** x 1pc Allen Key-Ø5



..... **D** x 12pcs(M8x25)

Step 1

Open and unbox table components.

Look for a hardware bag in the legs box. The hardware package is a small red bag.



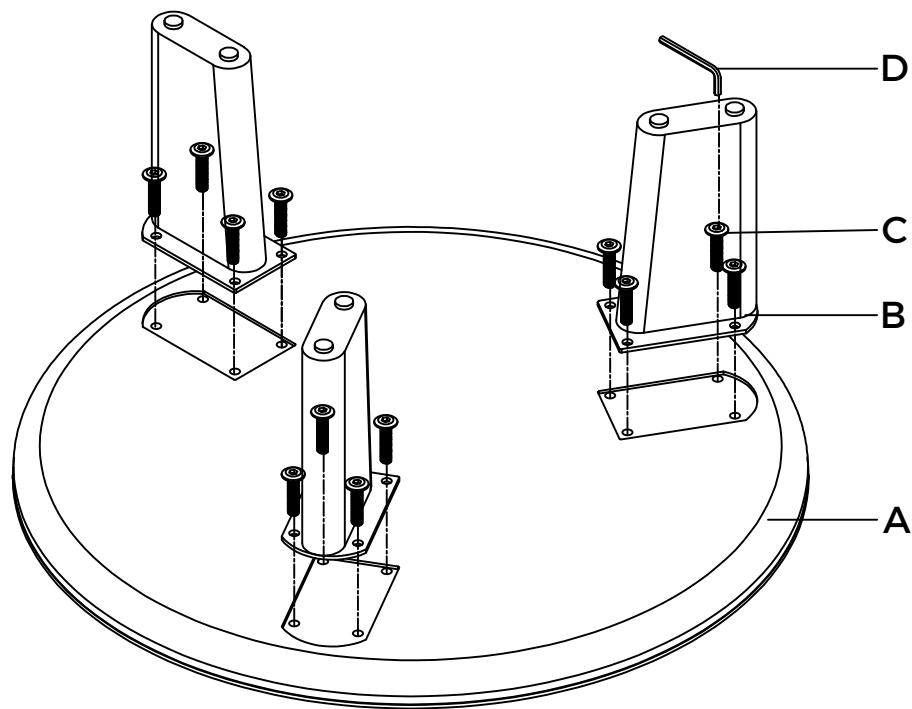
Step 2

A. Tip table top(part A) over.

B. Attach Leg (part B) to table top(part A) using parts C.

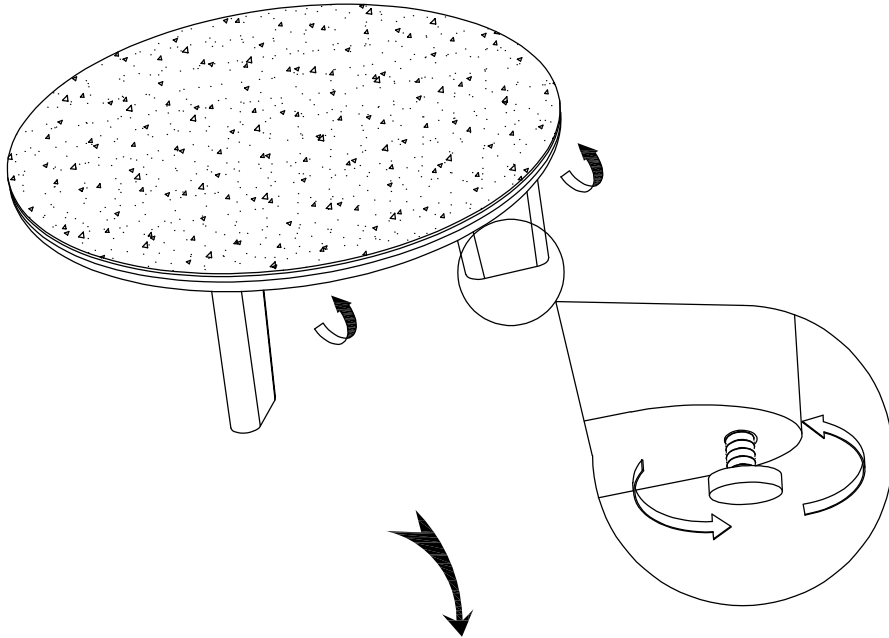
C. Repeat 2x, for both legs.

D. Lightly tighten with Allen Key(part D) tool.

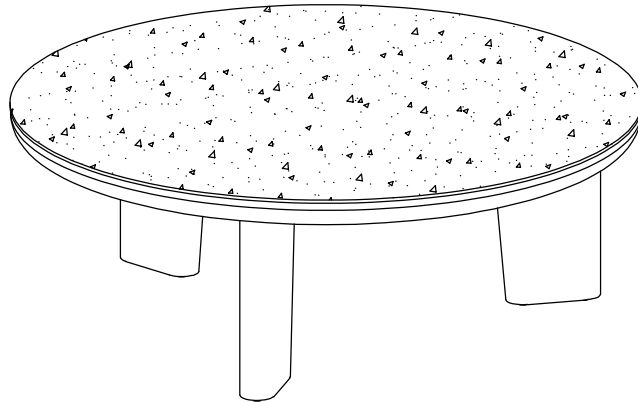


Step 3

A. Adjusting the adjustable leveling feet if the table is wobbly.



B. Complete.



Stuck?
Contact our team @ 516-888-3355

Scan for product care!



TOV



Follow us!

Show your new purchase some love by tagging it on our instagram!

 @tovfurniture

 516-888-3355

 hello@tovfurniture.com

 www.tovfurniture.com

If the future is female-your furniture should be,too.No mahogany in sight. Sexysettees shaped like lips.Price points for any budget.At TOV,we do things differently.