


TOV



Follow us!

Show your new purchase some love by tagging it on our Instagram!

 @tovfurniture

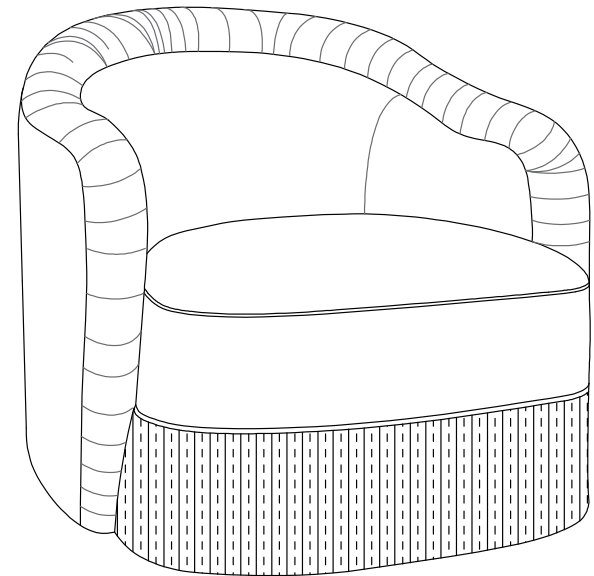
 516-888-3355

 hello@tovfurniture.com

 www.tovfurniture.com

If the future is female—your furniture should be, too. No mahogany in sight. Sexy settees shaped like lips. Price points for any budget. At TOV, we do things differently.

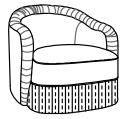
TOV



Pamela Tassel Lounge Chair

DON'T BE BORING.

Hardware and Components



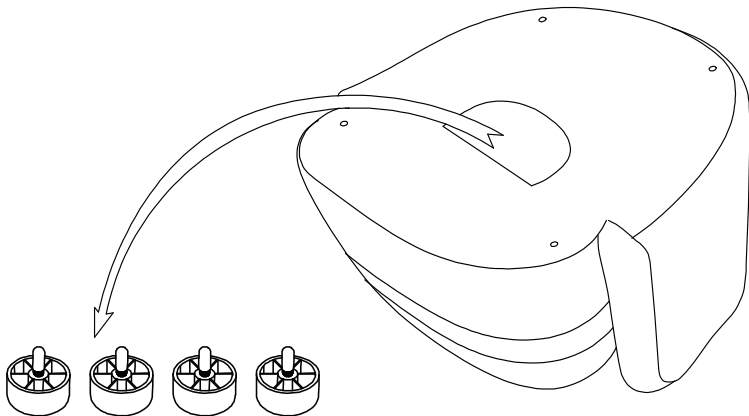
..... ● A x 1 pc Chair Body



..... ● B x 4pcs Legs

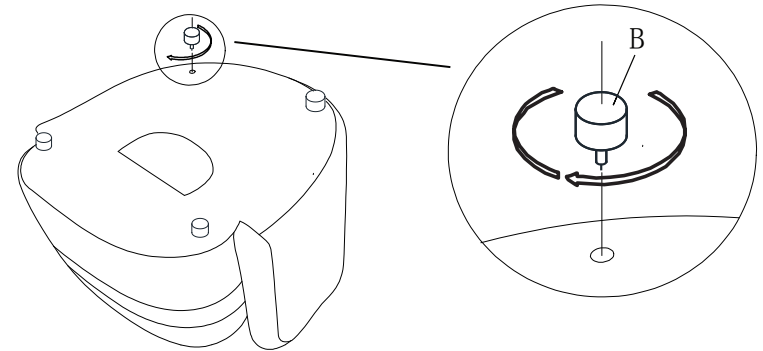
Step 1

- A. Unzip the pocket underneath the chair for pack of legs.



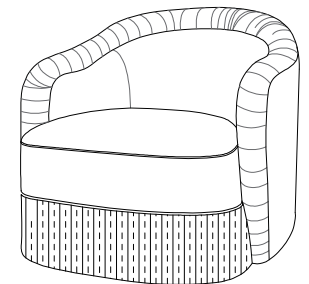
Step 2

- A. Align the legs (B) to the hole underneath the chair with pre-installed threaded nuts.
- B. Tighten the leg as illustrated.
- C. Repeat 4x, for all 4 legs.



Step 3

- A. Turn the chair over, so it is standing in the upright position.
- B. Complete, enjoy your chair!



Stuck?

Contact our team @ 516-888-3355

Scan for product care!

