


TOV



Follow us!

Show your new purchase some love by tagging it on our Instagram!

 @tovfurniture

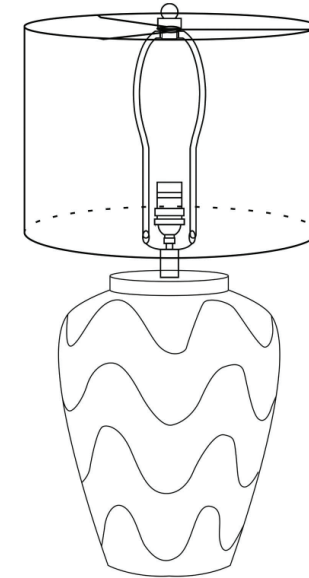
 516-888-3355

 hello@tovfurniture.com

 www.tovfurniture.com

If the future is female—your furniture should be, too. No mahogany in sight. Sexy settees shaped like lips. Price points for any budget. At TOV, we do things differently.

TOV



Baha Table Lamp

DON'T BE BORING.

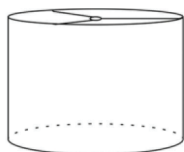
Hardware and Components



..... (A) Lamp Base x 1pcs



..... (B) Harp x 1pcs



..... (C) Shade x 1pcs

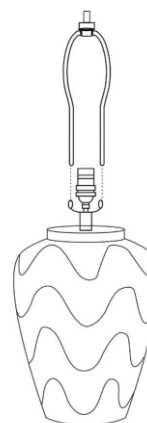


..... (D) Finial x 1pcs

Step 1

B →

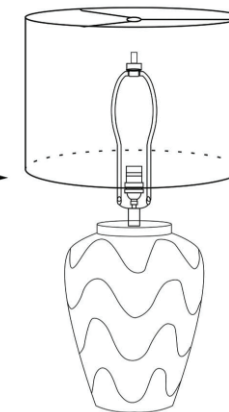
A →



Place the Harp "B" onto the Saddle of the Base "A"

Step 2

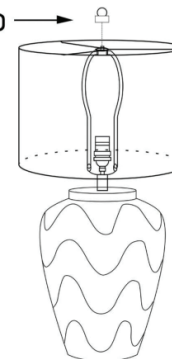
C →



Place the Shade "C" onto the Harp "B"

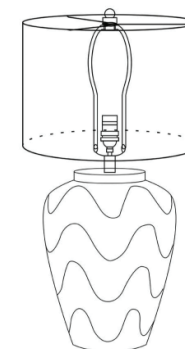
Step 3

D →



Fasten the Finial "D" onto the Harp "B" until tight

Step 4 Complete!



Stuck?

Contact our team @ 516-888-3355

Scan for product care!

