

TOV



Follow us!

Show your new purchase some love by tagging it on our Instagram!

@tovfurniture


516-888-3355

hello@tovfurniture.com

www.tovfurniture.com

If the future is female—your furniture should be, too. No mahogany in sight. Sexy settees shaped like lips. Price points for any budget. At TOV, we do things differently.

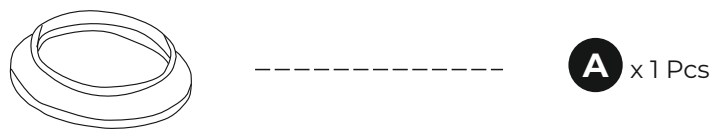
TOV



BLUM Scalloped Cotton Mache Table Lamp

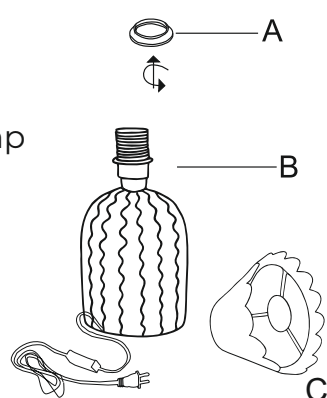
DON'T BE BORING.

Hardware and Components



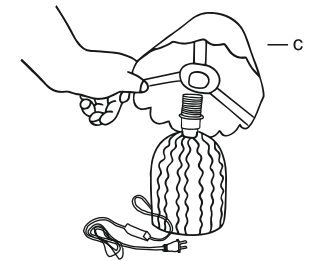
Step 1

Unscrew the pre-installed Shade Ring (A) from the Lamp Base (B) by turning it in a counterclockwise direction.



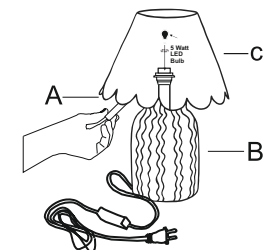
Step 2

Place the included Shade (C) onto the socket as shown.



Step 3

Reinstall the Shade Ring (A) onto the socket by turning it clockwise until snug. DO NOT OVERTIGHTEN.



WARNING ⚠

- To reduce the risk of fire, a **Max. 5 watt Type-C SB LED bulb** is recommended.
- Never turn on power to the lamp until the light bulb has been installed and assembly is completed.

Care & Maintenance

- Do not use polishers or cleaners on the lamp.
- Use dry cloth to clean.

Stuck?
Contact our team @ 516-888-3355

Scan for product care!

